Flush Mounting Installation
On/off control

Model: HC002S



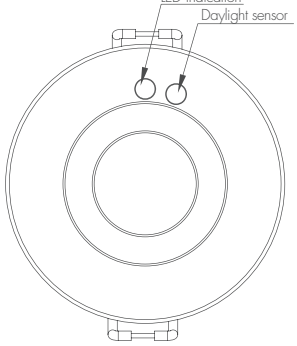

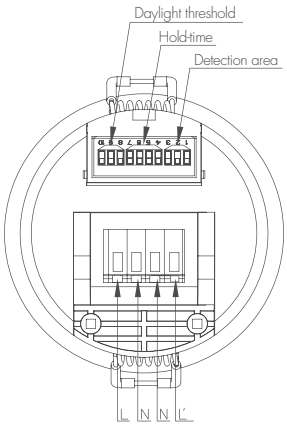

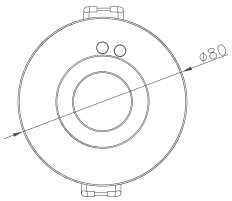

Installation hole "76mm"

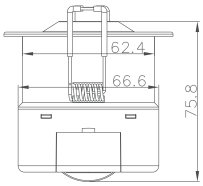



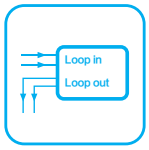





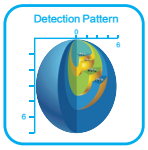





Function and Options

1 On-off Function

This sensor is a motion switch, which turns on the light on detection of people movement, and turns off after a pre-selected holdtime when there is no people around. A daylight sensor is also built-in to switch off the light when there is sufficient natural light.



With sufficient natural light, the light does not switch on when presence detected.



With insufficient natural light, the sensor switches on the light automatically when person enters the room.



After the hold time, then switch off automatically when no movement is detected.

Wiring Diagram

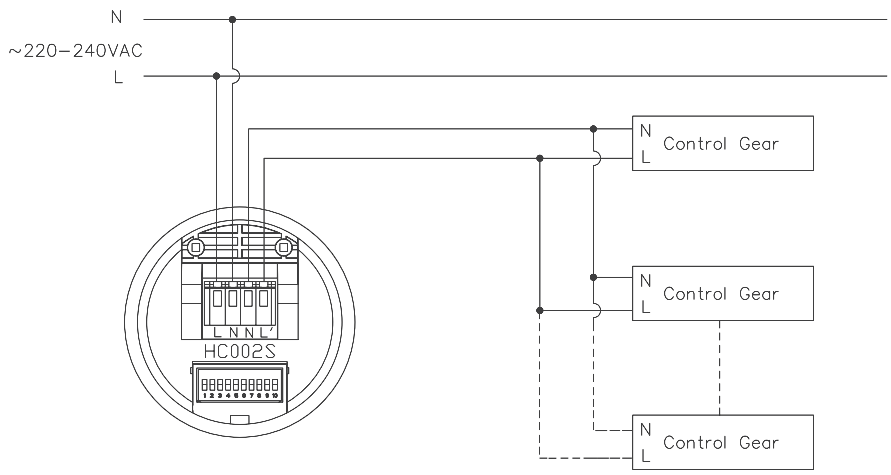

2 100H burn-in mode for fluorescent lamp

With simple operation, rapidly turn off/on the fixture 3 cycles within 3 sec. (the green LED on the sensor flashes and the fixture blinks 3 times to indicate the success of setup), lamp will be 100% on for 100 hours, and then automatically goes to sensor mode after 100 hours. This is crucial to secure the lifetime of fluorescent lamp, when new fixture is installed, or old lamp is replaced.

This 100H burn-in feature can be cancelled by turning off/on the fixture 1 cycle within 1sec.

3 Ambient daylight threshold

With simple operation, rapidly turn off/on the fixture 2 cycles within 2 sec:

a. The green LED on the sensor will flash slowly for 5 seconds, meanwhile the fixture blinks twice.
b. The daylight sensor measures and remembers the surrounding lux for 1 sec.
c. The fixture and green LED will be on for 10s to indicate the success of learning.

This feature enables the fixture to function well in any real application circumstance, where the daylight that penetrates into fixture may vary a lot.
The latest surrounding lux value overwrites previous lux value learned.

Both the settings on DIP switch and the learned ambient lux threshold can overwrite each other. The latest action stays in validity.

Detection Pattern

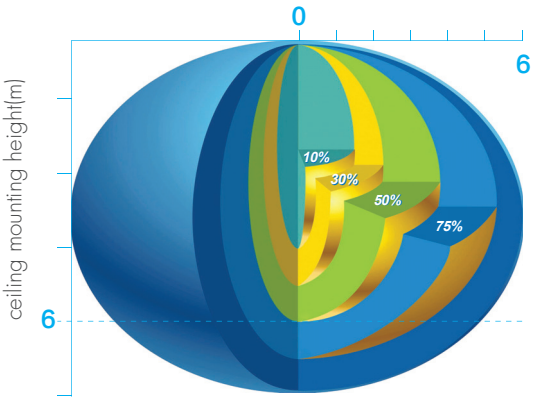

ceiling mounting pattern (m)

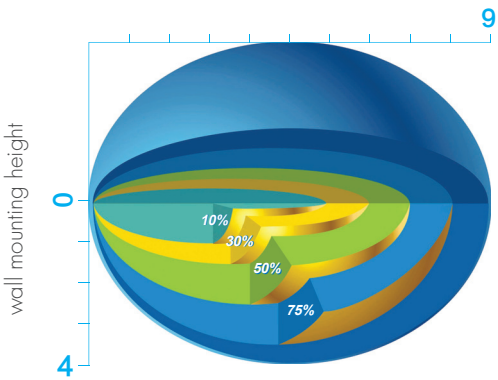

wall mounting pattern (m)

Settings

❶ Detection area

Detection area can be reduced by selecting the combination on the DIP switches to fit precisely for each specific application.

	1	2	3	
I	●	●	●	100%
II	○	●	●	75%
III	●	○	●	50%
IV	●	●	○	25%
V	○	○	○	10%



I – Detection range 100%
II – Detection range 75%
III – Detection range 50%
IV – Detection range 25%
V – Detection range 10%

❷ Hold-time

Hold-time means the time period you would like to keep the lamp on 100% after the person has left the detection area.

	1	2	3	4	
I	●	●	●	●	5s
II	○	●	●	●	30s
III	●	○	●	●	1min
IV	●	●	○	●	5min
V	●	●	●	○	10min
VI	○	○	○	○	30min



I – 5s
II – 30s
III – 1minute
IV – 5 minutes
V – 10 minutes
VI – 30minutes

❸ Daylight sensor

The daylight threshold can be set on DIP switches, to fit for particular application.

"Daylight" : The lamp works always,even during daylight.
"Twilight" : The lamp works only in twilight and darkness.
"Darkness": The lamp works only in darkness.

	1	2	3	
I	●	●	●	2 Lux
II	○	●	●	10Lux
III	●	○	●	30Lux
IV	●	●	○	50Lux
V	○	○	○	Disable



I – 2 Lux darkness operation only
II – 10 Lux twilight operationation
III – 30 Lux daylight operation
IV – 50 Lux daylight oper
V – Photocell disabled

Technical Data

Operating voltage	220-240VDC
Switched power	Resistive load:1200W, capacitive load:400W
Standby power	0.5W
Warm time	20s
Detection area	10/25/50/75/100%, can be customized
Hold time	5s/30s/1min/5min/10min/30min, can be customized
Daylight threshold	2~50Lux daylight / twilight / darkness, can be customized
Sensor principle	Microwave motion detector
Microwave frequency	5.8 GHz+/-75MHz
Microwave power	<0.2mW
Detection range	Max.(Ø x H):12mX6m
Detection angle	30~150°
Mounting height	Max.12m
Operating temperature	-20°C~60°C
IP rating	IP20 IP65 (mounting in Hytronik special box)
Certificate	Semko, EMC, CE, R&TTE, SAA