PE294R 3-12W



RoHS SELV CE Class 2















特性:

- LED可控硅调光电源调光范围2-100%
- 适合后沿切相Mosfet调光器和前沿切相Traic可控硅调光器
- 具有主动式PFC功能
- 保护种类:短路/过电流/过电压
- 自然风冷散热
- 采用螺丝锁紧大接线端子
- 适用于LED家用照明和商业照明等应用
- 安全无负载保护装置
- 安装经济便捷
- 符合世界照明设备安全规范
- 保护等级II
- 3年质保

产品描述:

PE294R调光LED电源是我公司开发的一款高PF值、高效率、高精度的LED 恒流调光驱动电源，采用美国高效、稳定、低损耗的开关控制芯片,使用性能优良的元器件，具有低噪声、长寿命等特点。
电源输入端采用大孔筒端子，用户安装方便。

技术参数:

型号		PE294R2435	PE294R4225	PE294R4230	PE294R2450	PE294R1570	PE294R1570
输出	工作电压范围	12-24Vdc	25-42Vdc	25-42Vdc	12-24Vdc	6-15Vdc	2. 5-6Vdc
	最大输出电压	24Vdc	42Vdc	42Vdc	24Vdc	15Vdc	6Vdc
	空载输出电压	27Vdc	45Vdc	45Vdc	27Vdc	19Vdc	8Vdc
	工作电流范围	350mA	250mA	300mA	500mA	700mA	700mA
	负载功率范围	4. 2W~8. 4W	6. 25W~10. 5W	7. 5W~12. 6W	6W~12W	4. 2W~10. 5W	1. 75W~4. 2W
	频闪级别	低频闪(8%)					
	调光范围	2~100%,					
	PWM频率						
	电流精度	±5%					
	纹波与噪声	=500mv p-p					
输入	调光接口	可控硅切相调光					
	输入电压	200-250Vac					
	频率范围	50/60Hz					
	输入电流	<0.072A	<0.077A	<0.077A	<0.066A	<0.077A	<0.02A
	功率因数	PF>0.9(满载)	PF>0.9(满载)	PF>0.9(满载)	PF>0.9(满载)	PF>0.9(满载)	PF>0.88(满载)
	谐波THD	230Vac@THD <18%(满载)					
	效率 (Typ.)	77%	79%	78%	78%	77%	75%
	浪涌电流	冷起动1.44A	冷起动1.54A	冷起动1.54A	冷起动1.32A	冷起动1.54A	冷起动1. 32A
	抗浪涌	L-N: 1. 5kV					
	漏电流	<0.25mA/230Vac ac (在50% Ipeak下测试twidth=58.4us)					
环境	工作温度	ta: 45°C tc: 85 °C					
	工作湿度	20 ~ 95%RH, 无冷凝					
	储存温度 湿度	-40 ~ 80 °C , 10~95%RH					
	温度系数	±0.03%/°C(0-50) °C					
	耐振动	10-500HZ, 2G 12分钟/周期，X,Y,Z轴各72分钟。					
保护	过流保护	输出为恒定定流, 非调光状态下为最大输出额定电流.					
	过载保护	负载额定电压范围外,进入打嗝模式, 调整范围后可自动恢复.					
	短路保护	打嗝模式, 异常条件移除后可自动恢复.					
	空载保护	限压保护方式, 输出为最高电压.					
安规和电磁规格	耐压	输入对输出：3750Vac					
	绝缘阻抗	输入对输出：100MO/500VDC/25℃/70%RH					
	安全规范	IEC/EN61347-1, IEC/EN61347-2-13					
	电磁兼容发射	En55015, EN61000-3-2 Class C, IEC61000-3-3					
	电磁兼容抗扰度	EN61000-4-2,3,4,5,6,8,11, EN61547					
	频闪测试标准	IEEE 1789					
其他	产品尺寸	104×39×26mm(L×W×H)					
	包装尺寸	105×40×26. 5mm(L×W×H)					
	产品重量	68g±10g					

产品尺寸:

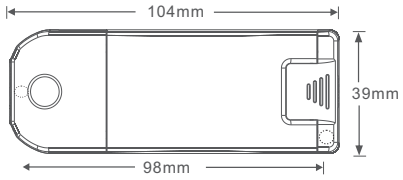

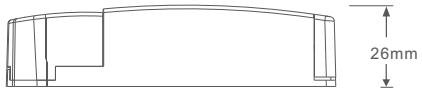

产品标识:

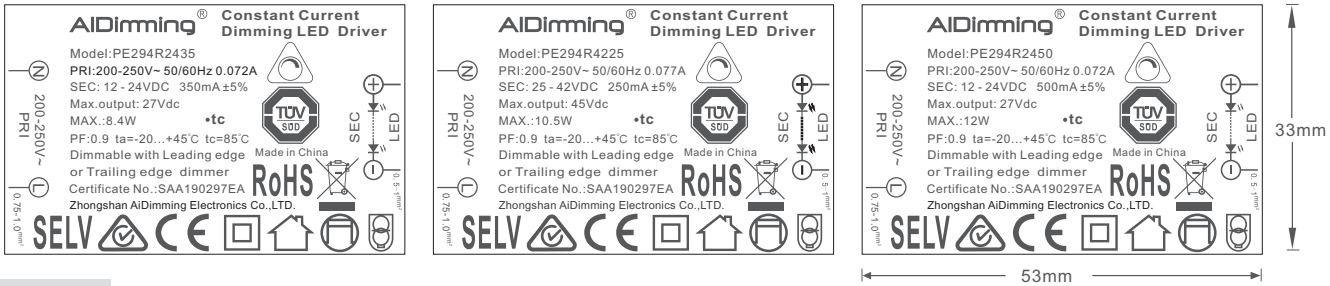

连接应用图:

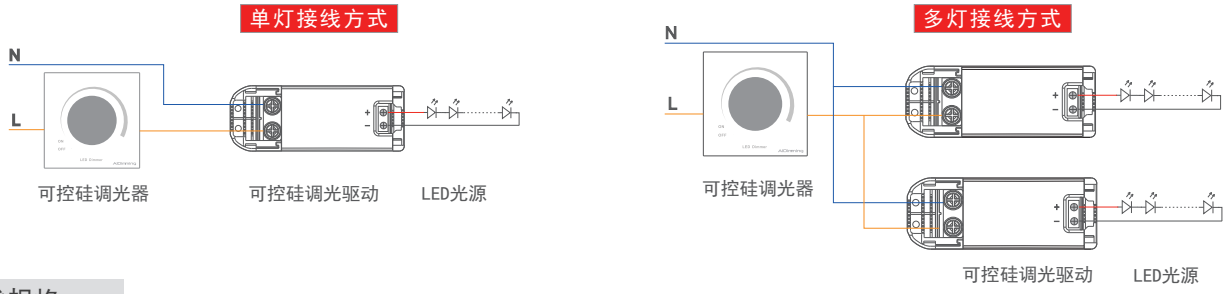

接线规格:

输入端接线：适合线规22AWG-12AWG (0.315mm2 – 2. 5mm2),剥线要求9-10mm(上锡)

输出端接线：适合线规22AWG-12AWG (0.315mm2 – 2mm2),剥线要求6-7mm

调光兼容性:

调光系统型号	接1个样品	接2个样品	接3个样品	调光器型号	接1个样品	接2个样品	接3个样品	调光器型号	接1个样品	接2个样品	接3个样品
立维腾 LNPWR-05B	NF	NF	NF	松下 WMY549	NF	NF	NF	BG DM400AP UK	NF	NF	NF
西门子 5WG1 528-1DB01	NF	NF	NF	西门子 5UH82223-NC01	NF	NF	NF	CLIPSAL 32E540LM	NF	NF	NF
尊宝 调光系统	NF	NF	NF	西蒙 45E201	NF	NF	NF	CLIPSAL 32E540UDM	NF	NF	NF
邦奇 DM802	NF	NF	NF	欧普 P068102	NF	NF	NF	CLIPSAL 32E54TM	NF	NF	NF
路创 QSGR-3P	NF	NF	NF	罗格朗 VRCM2	NF	NF	NF	HPM CAT 400L	NF	NF	NF
ABB 6197/12-12-101-500	NF	NF	NF	西顿 X6-TG02	NF	NF	NF	KAOYI KDT-450A	NF	NF	NF
快思聪 DIN-1DIM4	NF	NF	NF	ELKO 315GLED	NF	NF	NF	LEGRAND 400T	NF	NF	NF
施耐德 L5504D2A	NF	NF	NF	ELKO 316GLED	NF	NF	NF	LEGRAND 400L	NF	NF	NF
大景 DC-TG0405CP	NF	NF	NF	POL CAT634LM	NF	NF	NF	DIGINET DGLCDM400	NF	NF	NF
永林 EDX-F0411	NF	NF	NF	DETA GR100 UK	NF	NF	NF				
备 注	简写:无闪烁 – NF, 不兼容 – NC, 轻微闪烁 – SL, 闪烁 –F, 严得闪烁 – SF.										

注:因调光器与调光系统的功率大小不同所以兼容性会有差异,在选购之前需要与业务确认,以确保产品的匹配最佳效果.

使用指导:

注意事项:

★★注1. 在使用本电源时，请注意区分输入端和输出端,请正确接线,输出有正负极之分,核对无误后才能通电;

★★注2. 请先接好DC 输出端的负载,确认无误,再开电源;在恒流模式下,如果开路通电,请关断电源后,必须等输出端储存的电能释放完后,再接LED,否则可能烧坏LED;

★★注3. 本款电源驱动只限于LED灯具使用，产品输入电压范围为AC200-250V,输出在规定电压范围，输出电流在规定使用范围内，使用环境温度是-20到+45摄氏度，并且表面不能覆盖阻挡产品散热的隔热棉等物品，符合产品使用条件的环境下，本产品享有三年免费质保。

非正常现象及相应的处理方法:

1. 电源在第一次装置好电气连接后，出现不亮，请切断AC 输入端并检查:

a) DC 输出端有无接触不良;

b) DC 输出端正负极是否接反，LED板是否有焊反;

c) AC 输入端有无接触不良;排除以上故障后再测试。

2. 在装置好电气连接后,LED 灯点亮，但LED 灯出现闪烁，请切断AC 输入端，检查DC 输出端:

a)有无过载、超载、轻载;

b)电源设计参数与实际使用参数不符(是否在电源的设计输出电压范围内)。

3)产品在使用过程当中如遇其他疑问或问题，请及时与我公司沟通、反馈不良信息，我公司将积极协助贵公司解决问题。

声明:

图片与规格供参考，以实物为准，规格如有变化，另行通知。

www.aidimming.com

PE294R 3-12W



Features:

- LED phase-cut dimming driver, dimming range 2-100%
- Suitable for RPC MOSFET dimmer and FPC TRAIC dimmer
- Active PFC
- Protections:short circuit/over voltage/over current
- Natural cold wind
- Big terminal locked by screw
- Suitable for LED home lighting and commercial lighting
- Safe no load protection device
- Economic and convenient installation
- conform to the world lighting equipment safety standards
- Protection class II
- Three years warranty

RoHS SELV CE Class 2



General description:

PE294R is one of the constant current dimming LED driver developed by my company with high power factor ,high efficiency, high precision, the use of the efficient stable low loss switch control chip and the high performance components makes it with low noise, long life and other characteristics.

Specification:

Model		PE294R2435	PE294R4225	PE294R4230	PE294R2450	PE294R1570	PE294R1570
OUTPUT	Output Voltage	12-24Vdc	25-42Vdc	25-42Vdc	12-24Vdc	6-15Vdc	2. 5-6Vdc
	Max Output Voltage	24Vdc	42Vdc	42Vdc	24Vdc	15Vdc	6Vdc
	Non-load Output Voltage	27Vdc	45Vdc	45Vdc	27Vdc	19Vdc	8Vdc
	Output Current	350mA	250mA	300mA	500mA	700mA	700mA
	Output Power	4. 2W~8. 4W	6. 25W~10. 5W	7. 5W~12. 6W	6W~12W	4. 2W~10. 5W	1. 75W~4. 2W
	Strobe Level	Lower flicker(8%)					
	Dimming Range	2~100%,					
	PWM Dimming Frequency						
	Current Accuracy	±5%					
	Ripple & Noise	=500mv p-p					
INPUT	Dimming Interface	Triac Leading edge/Tralling edge					
	Input Voltage Range	200-250Vac					
	Frequency	50/60Hz					
	Input Current	<0.072A	<0.077A	<0.077A	<0.066A	<0.077A	<0.02A
	Power Factor	PF>0.9(at full load)	PF>0.9(at full load)	PF>0.9(at full load)	PF>0.9(at full load)	PF>0.9(at full load)	PF>0.9(at full load)
	THD	230Vac@THD <18% (at full load)					
	Efficiency(typ.)	77%	79%	78%	78%	77%	75%
	Inrush Current(typ.)	Cold start1.44A	Cold start1.54A	Cold start1.54A	Cold start1.32A	Cold start1.54A	Cold start1. 32A
	Anti Surge	L-N: 1. 5kV					
	Leakage Current	<0.25mA/230Vac					
ENVIRONMENT	Working Temperature	ta: 45 °C tc: 85 °C					
	Working Humidity	20 ~ 95%RH, non-condensing					
	Storage Temp., Humidity	-40 ~ 80 °C , 10~95%RH					
	Temp. Coefficient	±0.03%/°C(0-50) °C					
	Vibration	10~500Hz, 2G 12min./1cycle, period for 72min. each along X, Y, Z axes.					
PROTECTION	Over-heat Protection	Intelligently adjusting or turning off the output current if the PCB temperature ≥110°C, , auto recovers.					
	Over Load Protection	Shut down the output when rated power≥102%, auto recovers.					
	Short Circuit Protection	Shut down automatically if short circuit occurs, auto recovers.					
	Non-load Protection	Shut down the output if no load, auto recovers when load back to normal.					
SAFETY & EMC	Withstand Voltage	I/P-O/P: 3750Vac					
	Isolation Resistance	I/P-O/P: 100MΩ/500VDC/25°C/70%RH					
	Safety Standards	IEC/EN61347-1, IEC/EN61347-2-13					
	EMC Emission	EN55015, EN61000-3-2 Class C, IEC61000-3-3					
	EMC Immunity	EN61000-4-2,3,4,5,6,8,11, EN61547					
	Strobe Test Standard	IEEE 1789					
OTHERS	Dimension	104×39×26mm(L×W×H)					
	Packing	105×40×26. 5mm(L×W×H)					
	Weight(G.W.)	68g±10g					

Dimensions :

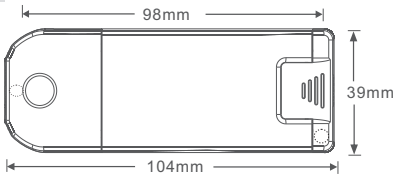

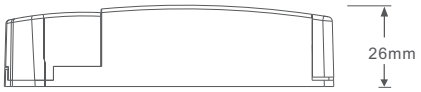

Product Label:

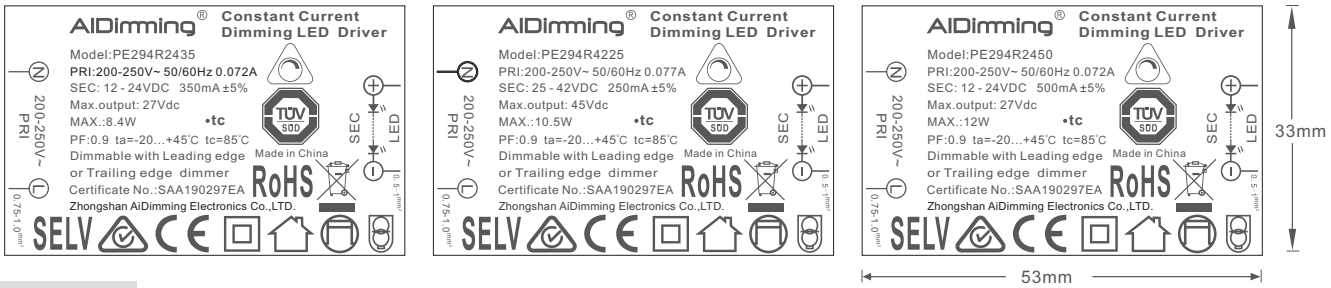

Wiring Diagram:

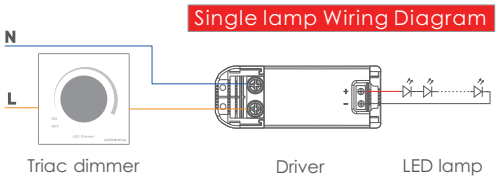

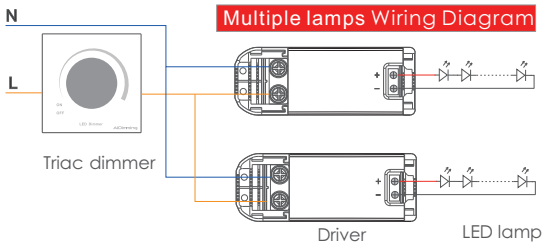

Wiring:

The input terminal: wire gauge 22AWG-14AWG (0.315mm2 – 2.06mm2)wire stripping requirement:9-10mm.

The output terminal: wire gauge 22AWG-12AWG (0.315mm2 – 3.15mm2)wire stripping requirement :6-7mm.

Compatibility:

Dimming system Model	Wring 1 sample	Wring 2 samples	Wring 3 samples	Dimmer Model	Wring 1 sample	Wring 2 samples	Wring 3 samples	Dimmer Model	Wring 1 sample	Wring 2 samples	Wring 3 samples
Leviton LNPWR-05B	NF	NF	NF	Panasonic WMY549	NF	NF	NF	BG DM400AP UK	NF	NF	NF
Siemens 5WG1 528-1DB01	NF	NF	NF	Siemens 5UH82223-NC01	NF	NF	NF	CLIPSAL 32E540LM	NF	NF	NF
JOBO dimming system	NF	NF	NF	Simon 45E201	NF	NF	NF	CLIPSAL 32E540UDM	NF	NF	NF
DALITEK DM802	NF	NF	NF	OPPLE P068102	NF	NF	NF	CLIPSAL 32E54TM	NF	NF	NF
Lutron QSGR-3P	NF	NF	NF	CABLOFIL VRCM2	NF	NF	NF	HPM CAT 400L	NF	NF	NF
ABB 6197/12-12-101-500	NF	NF	NF	CDN X6-TG02	NF	NF	NF	KAOYI KDT-450A	NF	NF	NF
Crestron DIN-1DIM4	NF	NF	NF	ELKO 315GLED	NF	NF	NF	LEGRAND 400T	NF	NF	NF
Schneide L5504D2Ar	NF	NF	NF	ELKO 316GLED	NF	NF	NF	LEGRAND 400L	NF	NF	NF
DAJIN DC-TG0405CP	NF	NF	NF	POL CAT634LM	NF	NF	NF	DIGINET DGLCDM400	NF	NF	NF
Lite-Puter EDX-F0411	NF	NF	NF	DETA Gr100 UK	NF	NF	NF				
Rmarks	Abbreviation: no flicker - NF, not compatible - NC, slight flicker - SL, flicker - F, strict flicker - SF										

Note: due to the different power of dimmer and dimming system, the compatibility will be different. Before purchase, it needs to confirm with the business to ensure the best matching effect of the product.

The use of guidance:

Note:

* * 1: please pay attention to the distinction between input and output, connect correctly, then power on

* *2: please connect first the load of the DC output, open the power supply after checking; in the constant current mode, if power on at open circuit, please turn off the power supply and can't connect the LED until the electric energy stored by the output release , or it may damage the LED;

**3:this type of power supply is only limited to the use of the LED lamps and lanterns, the input voltage range is AC200-250V, the heat insulation cotton and other items that obstruct the heat dissipation of the product, which conforms to the product under the Specified output voltage, current range, the use environment temperature is -20-45 degrees,and the surface can not cover the conditions of the environment, this product enjoys three yearsof free warranty.

The abnormal conditions and the corresponding treatment methods:

1, the LED lamp doesn't bright after the dimming driver is connected at the first time ,please turn off the AC input and check as follow:
a) Whether or not DC output bad contact;
b)Whether DC output polarity is reversed, or the LED board is welded anti;
c)Whether AC input is bad contact; test after eliminating these failures.
2, the device has good connection, LED lights, but the LED flicker, please turn off the AC input, then check the DC output:
a) overload, under load.
b) Whether or not the parameters and actual parameters match.
3, please timely communicate with us if you any questions in the using, we will try our best to solve the problems with you.

Statement:

The pictures and specifications is for reference only, in kind prevail, specifications are subject to change with further notice.